

Presentation to the **BC Economic Summit**  
April 28, 2015 | Vancouver, BC

A wide-angle photograph of the Vancouver skyline at night, viewed from across the water. The city lights are reflected in the calm water. The SkyTrain station is visible on the left, and the city extends to the right with numerous skyscrapers.

# British Columbia

Leading Western Canada's  
Economic Development Strategy

**Dylan Jones**, President & CEO  
CANADA WEST FOUNDATION



A wide-angle photograph of a gravel road stretching from the foreground into the distance. The road is flanked by green grass and yellow wildflowers. In the far distance, a small blue building is visible on the horizon. The sky is a vibrant blue with scattered white clouds, and the lighting suggests a bright, sunny day.

# CANADA WEST FOUNDATION

Strategic Thinking  
Smart Public Policy  
Objective Research  
Practical Solutions





CENTRE FOR  
HUMAN  
CAPITAL  
POLICY



CENTRE FOR  
NATURAL  
RESOURCES  
POLICY



CENTRE FOR  
TRADE &  
INVESTMENT  
POLICY



# Our Donors

## CHAIR'S CIRCLE

### Champion \$300,000+

Anonymous donor  
The Arthur J.E. Child Foundation  
Government of Alberta  
Government of Saskatchewan  
→ Crown Investments Corporation of Saskatchewan  
→ Ministry of the Economy & Enterprise Saskatchewan  
Max Bell Foundation

### Builder \$150,000 - \$299,999

Edwards, N. Murray  
Enbridge Inc.  
Mannix, Ron/Coril Holdings Ltd.

## FOUNDATION CIRCLE

### Catalyst \$25,000 - \$74,999

Canadian Natural Resources Limited  
Gray, Jim  
Imperial Oil Limited  
James Richardson & Sons Limited/Richardson  
International/Tundra Oil & Gas Partnership  
Richardson, Jim  
Western Financial Group

### Stakeholder \$10,000 - \$24,999

Anonymous donor  
The Asper Foundation  
Dinning, Jim & Evelyn Main  
Fischer, Charles & Joanne Cuthbertson  
Investors Group Financial Services Inc.  
Pinder, Richard H.  
Riley, Sanford & Deborah  
Stern, Ronald  
Surkan, Gail & Roger

## PRESIDENT'S CIRCLE

### Pioneer \$75,000 - \$99,999

ATB Corporate Financial Services  
The Community Fund at The Calgary Foundation  
The Mosaic Company  
Port Metro Vancouver

### Benefactor \$5,000 - \$9,999

Benidickson, Kristjan M.  
Export Development Canada  
Johnson Waste Management Ltd.  
Jones, Dylan  
Lennie, Oryssia & Malcolm  
Merasty, Gary  
Pirie Foundation  
Tron Power Ltd. Partnership

### Supporter \$1,000 - \$4,999

Anonymous donor  
Birdsell, Judy  
Burns, James W.  
Carter, Dick & Melinda  
Crossley, Raymond & Jeannine  
Dade, Carlo & Savera Hayat-Dade  
Eaton, Brenda J.  
Eldridge, James  
Felesky, Brian  
Firby, Doug & Lisa Monforton  
Gibbins, Roger  
Goodreau, Ida  
Gray, Diane  
Harder, Catherine  
Huffaker, Tom  
Jago, Dr. Charles, C.M., O.BC  
Kranenburg, Vicki  
Lane, Janet  
Linner, Bob  
Loewen, Charles  
MacKinnon, Janice  
Mitchell, John & Maggie  
Pinder, Herb C.  
Pinder, Tyler Hughes  
Plant, Geoff & Janet  
Roach, Rob & Jacqueline Fyvie  
Shelter Canadian Properties Limited  
Spencer, Barry  
Youzwa, Patricia S.

### Friend \$100 - \$999

Anonymous donors  
Arsenault, Theresa  
Cleland, Mike  
Holden, Mike  
Humphrey, Hector  
Lacerte, Sophie  
Manasek, Marcella  
Stirrett, Shawna & Brad  
Strathern, Rachael  
Way, Nassima & Mark



# Presentation Outline

- I. Global Context
- II. B.C. in the West
- III. The West in Canada
- IV. B.C. should lead



# **I. GLOBAL CONTEXT**

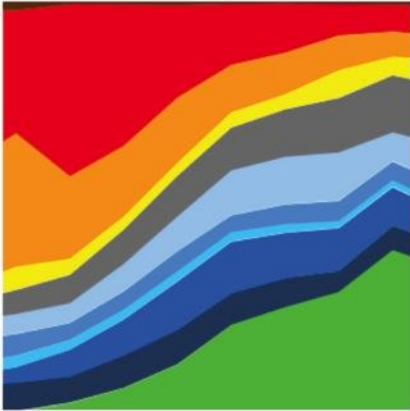
II. B.C. in the West

III. The West in Canada

IV. B.C. should lead



# Four Major Global Factors



Industrialization



Climate Change



Technology

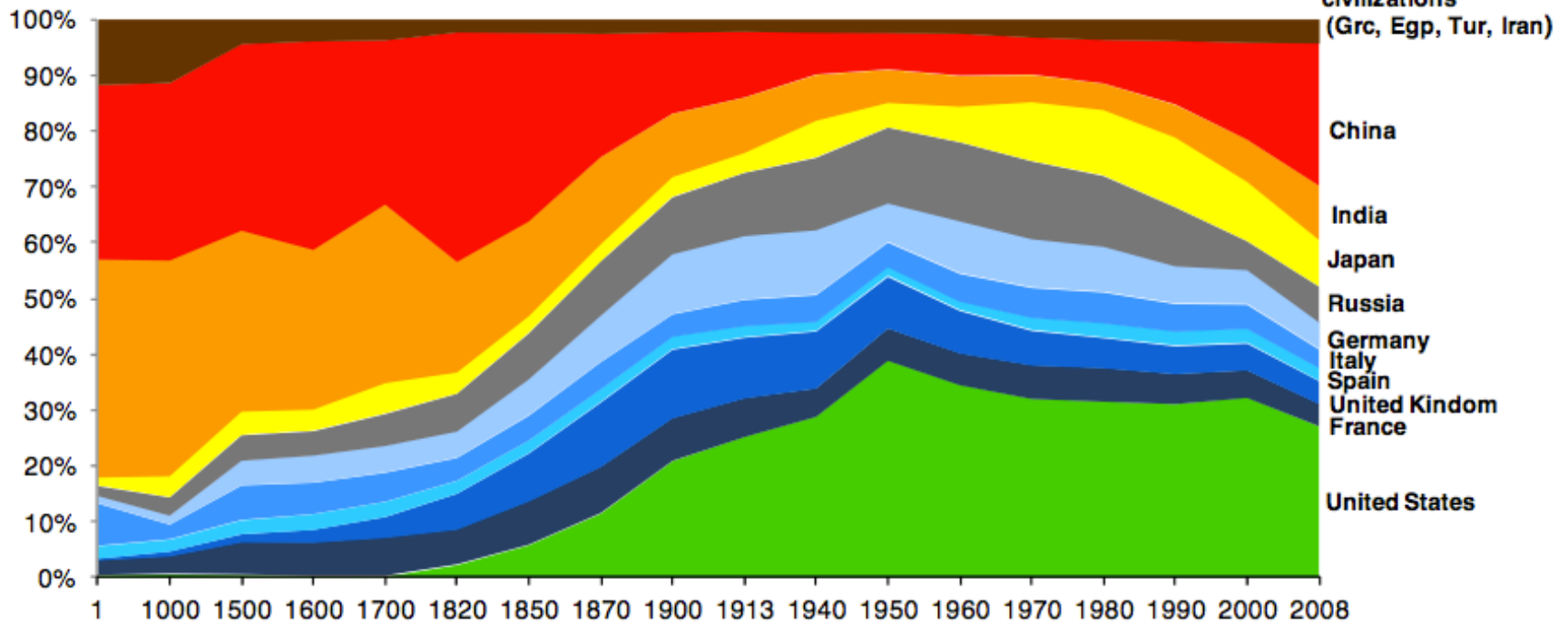


Geopolitical Risk

# Industrialization

## Economic history of China and other major powers


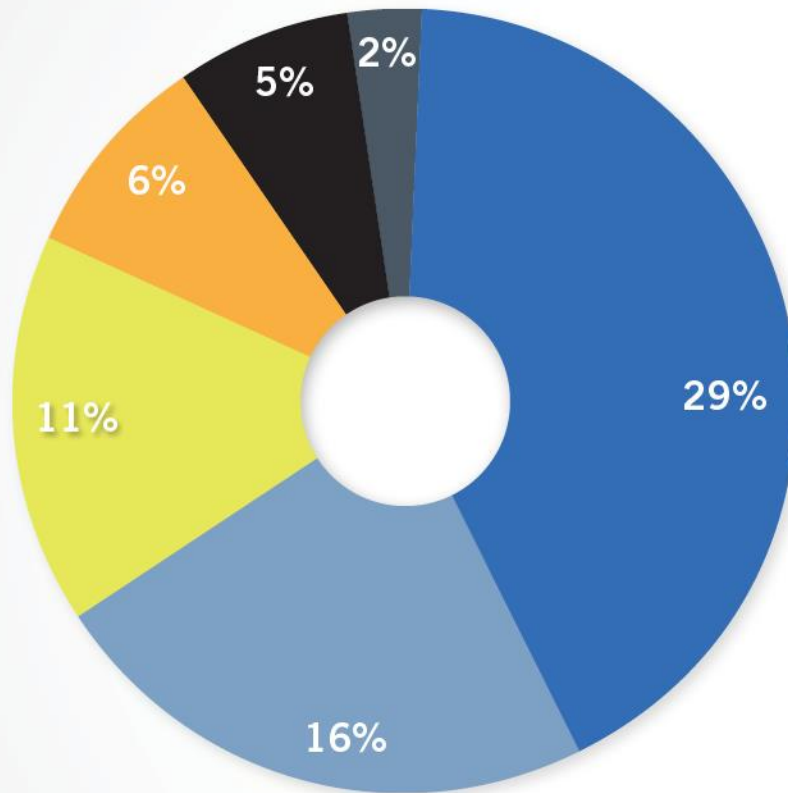
Share of world GDP



Source: "Statistics on World Population, GDP and Per Capita GDP, 1-2008 AD", Angus Maddison, University of Groningen.



# Climate Change – Global Emissions



# Climate Change – Global not Local

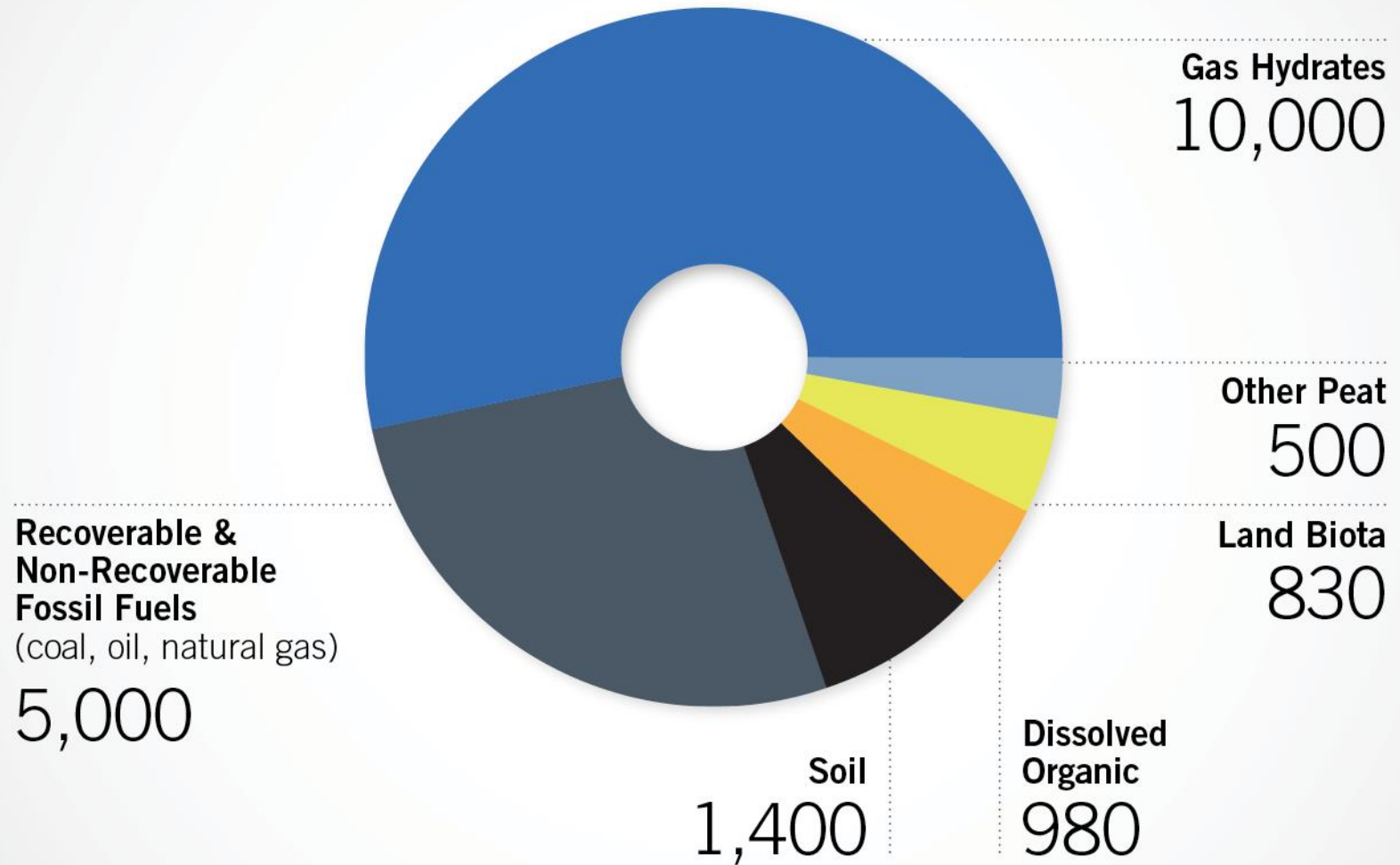
- U.S. and Asia based cement imports to B.C.
  - Pre-2008 = < 10% of B.C. sales
  - Present = up to 40% of B.C. sales
- B.C. cement plant utilization
  - Pre-2008 = 85% utilization
  - Recession = 50% utilization
  - Present = 70% utilization



# Technology

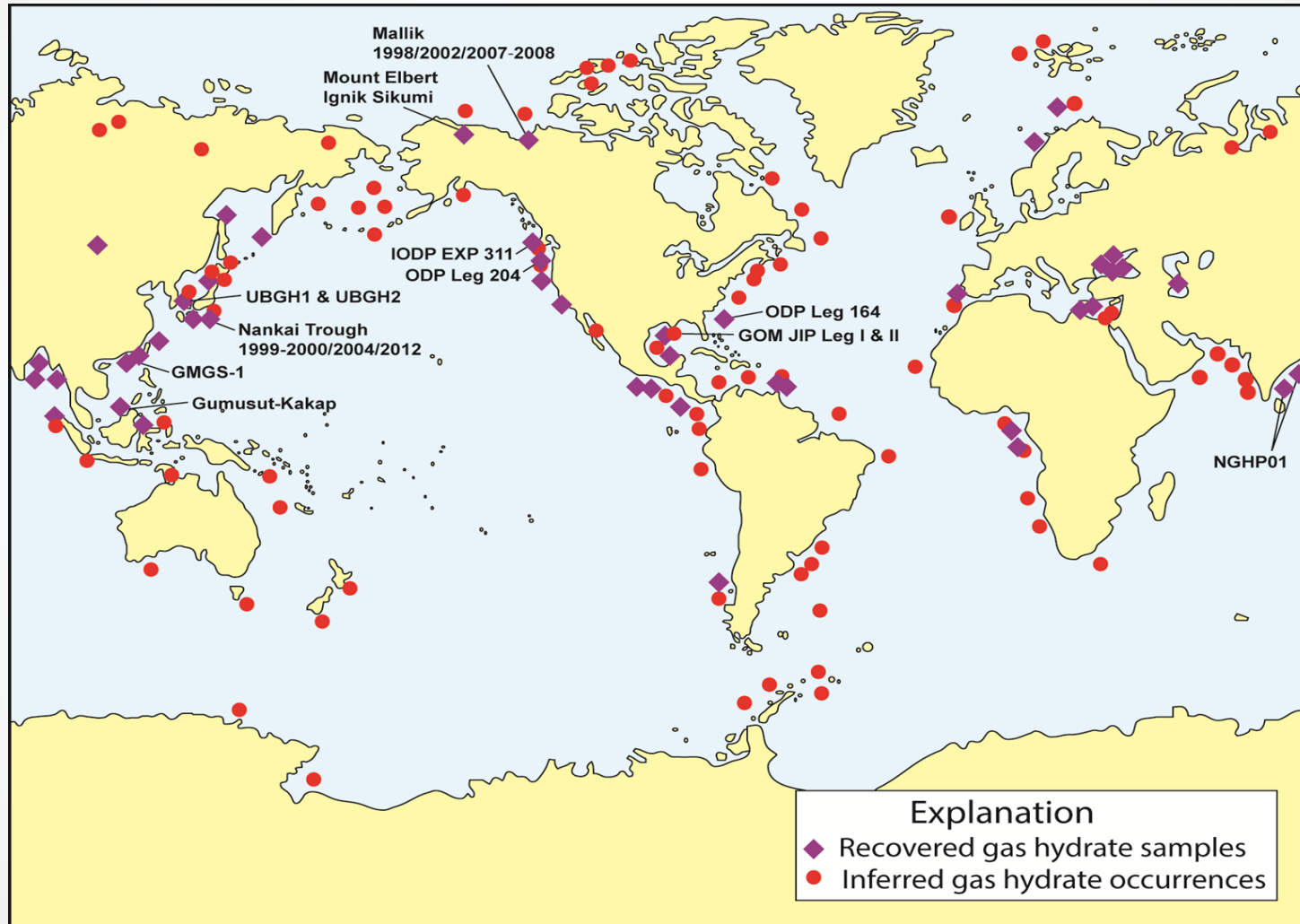


# Technology – Natural Gas Hydrates





# Technology – Natural Gas Hydrates



Source: Dr. Tim Collett, USGS

CANADA WEST FOUNDATION

# Geopolitics

- Expansionist Russia
- Instability of China
- Conflicts in the Middle East
- Maritime Security





I. Global Context

**II. B.C. IN THE WEST**

III. The West in Canada

IV. B.C. should lead

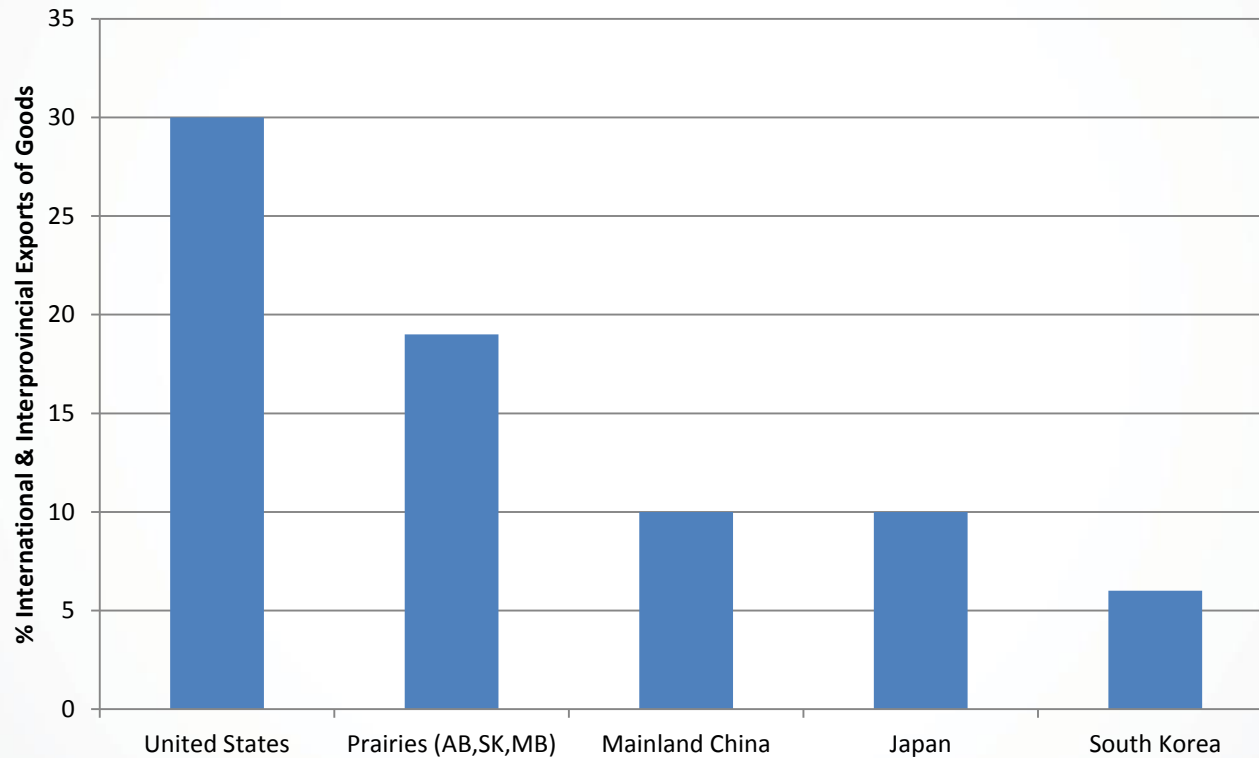
# B.C. in the West





# B.C. in the West – Opportunities

## B.C. International & Interprovincial Exports of Goods, 2011



- 
- I. Global Context
  - II. B.C. in the West
  - III. THE WEST IN CANADA**
  - IV. B.C. should lead



# Federal role is critical in...

- Diplomatic relations abroad
- Trade agreements
- Aboriginal policy
- Immigration
- Infrastructure



# Diplomatic Relations & Trade Agreements





# Free Trade Agreements

## In Force:

- Canada – South Korea (2015)
- Canada – Honduras (2014)
- Canada – Panama (2013)
- Canada – Jordan (2012)
- Canada – Columbia (2011)
- Canada – Peru (2009)
- Canada – European Free Trade Association (2009)

## Concluded:

- Canada – European Union Comprehensive Economic and Trade Agreement (CETA)

# Aboriginal Policy & Immigration





# Infrastructure



- 
- A blue-tinted photograph of two hikers walking away from the camera on a rocky mountain trail. The hiker on the right is larger and carries a large backpack, while the hiker on the left is smaller. They are walking towards a distant mountain range under a cloudy sky.
- I. Global Context
  - II. B.C. in the West
  - III. The West in Canada
  - IV. B.C. SHOULD LEAD**



# Why B.C. should lead the western economic strategy

- Geography
- Policy Innovation
- Shared interests

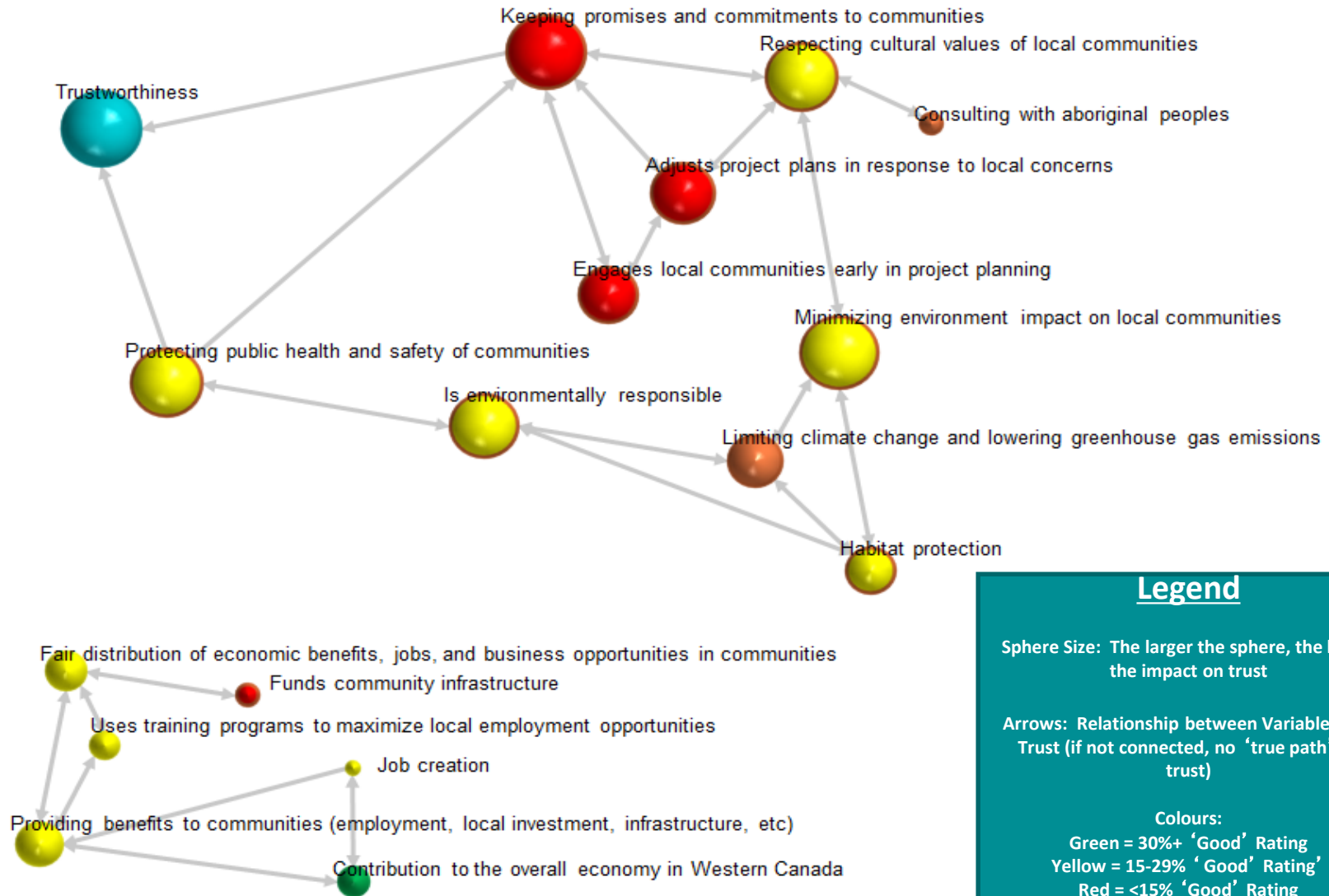




# Questions?



# Public Support - Forestry



## Legend

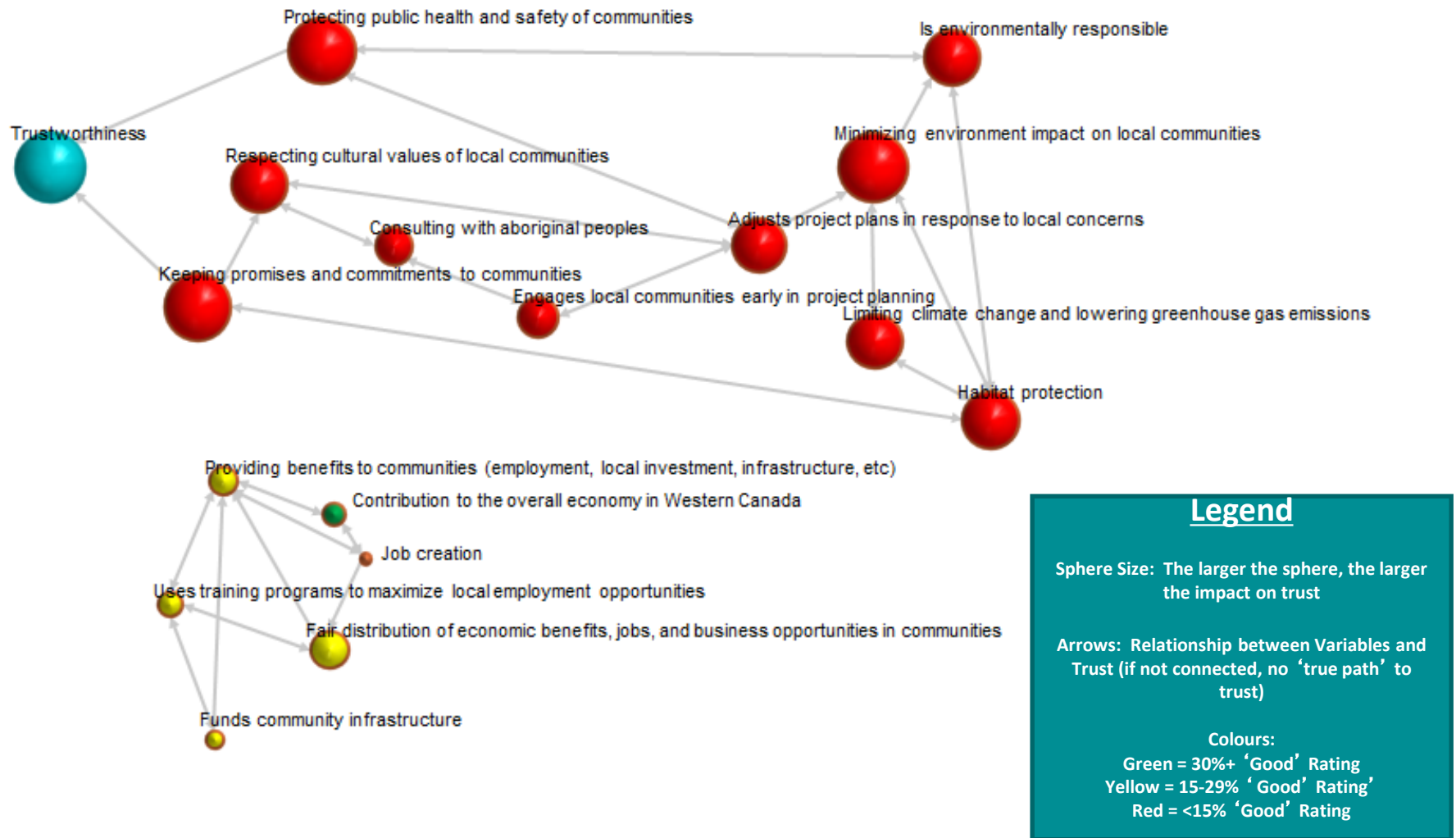
**Sphere Size:** The larger the sphere, the larger the impact on trust

**Arrows:** Relationship between Variables and Trust (if not connected, no 'true path' to trust)

### Colours:

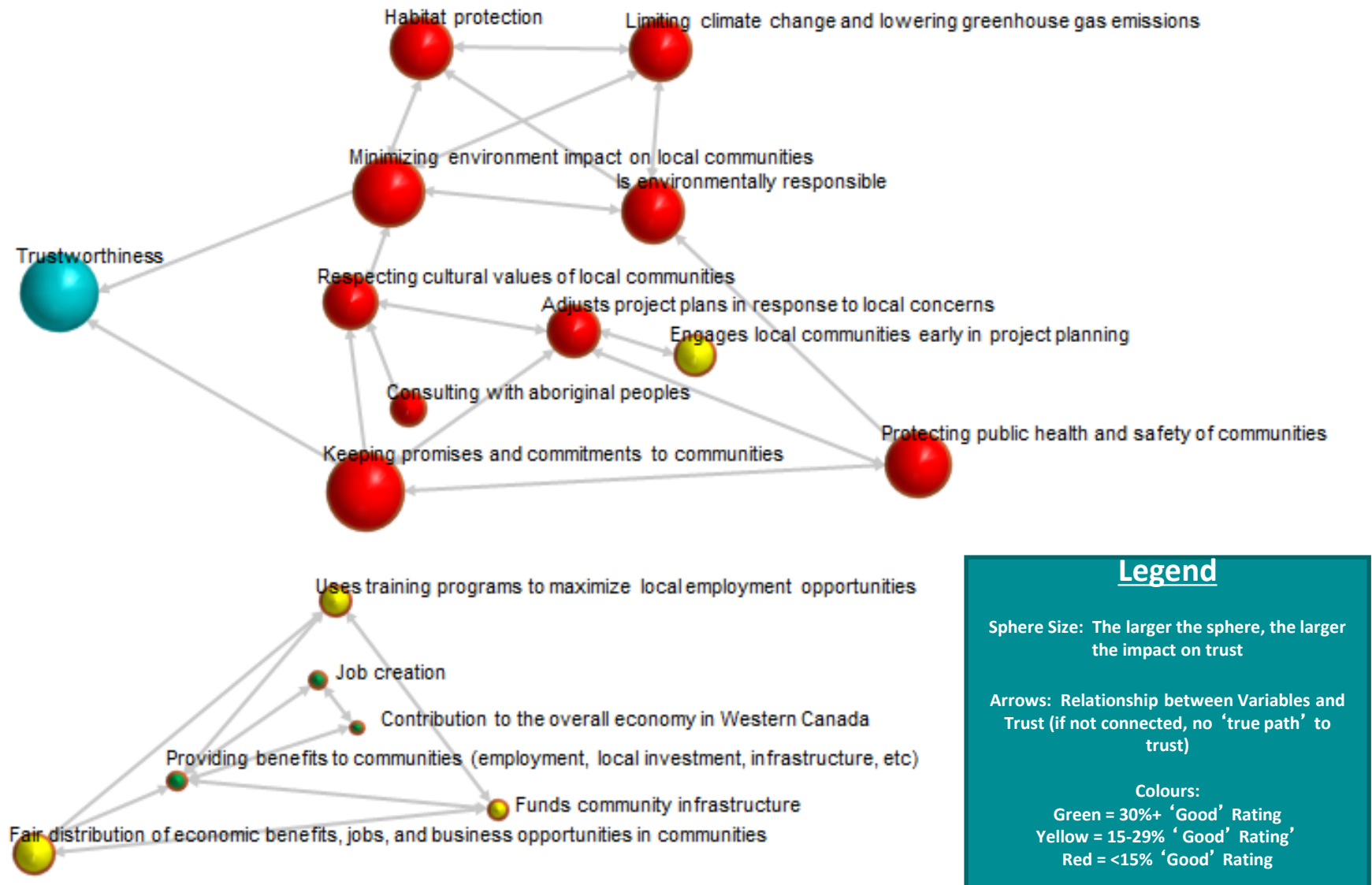
Green = 30%+ 'Good' Rating  
Yellow = 15-29% 'Good' Rating  
Red = <15% 'Good' Rating

# Public Support - Mining

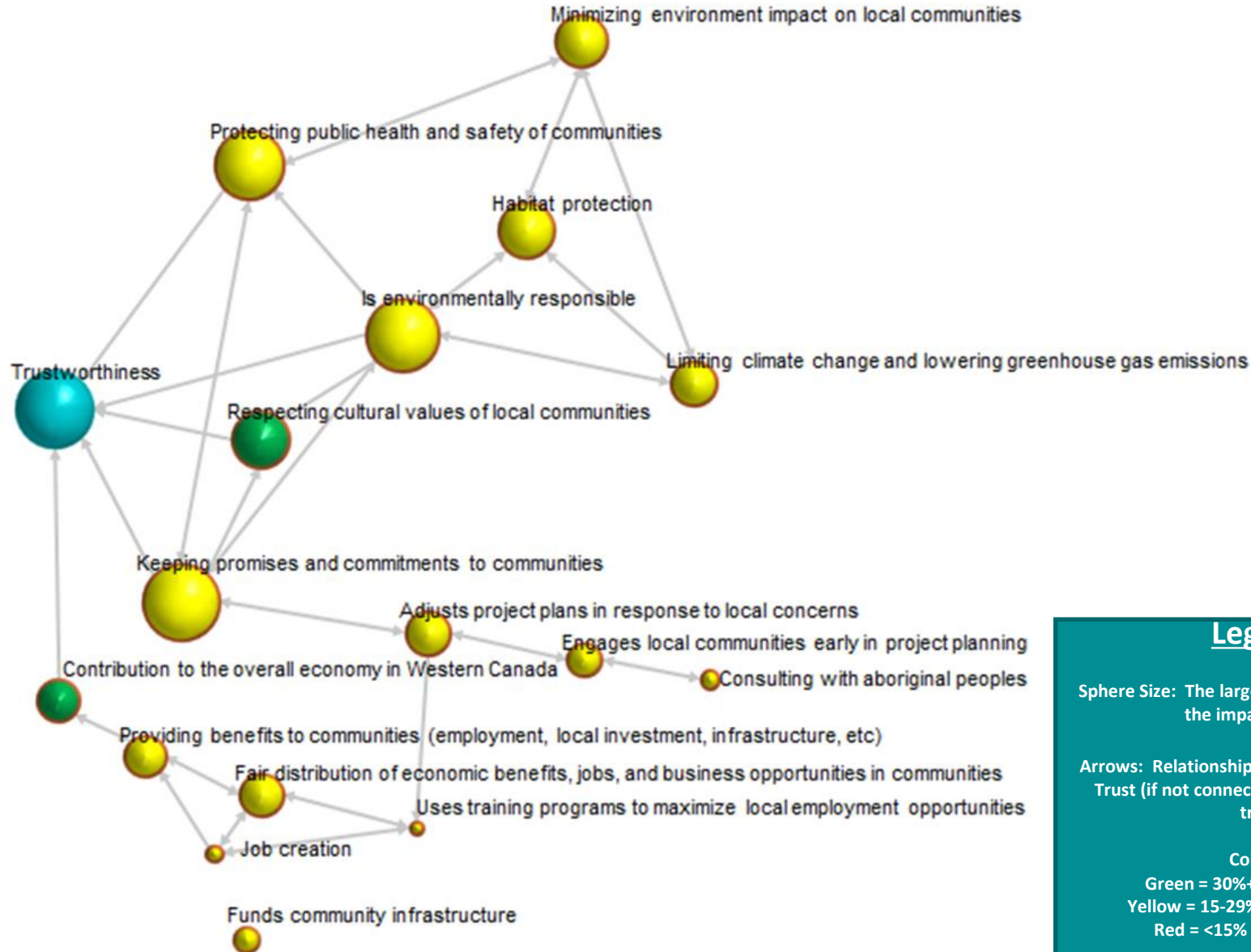




# Public Support - Energy



# Public Support - Farming



## Legend

Sphere Size: The larger the sphere, the larger the impact on trust

Arrows: Relationship between Variables and Trust (if not connected, no 'true path' to trust)

Colours:

Green = 30%+ 'Good' Rating  
 Yellow = 15-29% 'Good' Rating  
 Red = <15% 'Good' Rating